

Laboratory

Surface & Equipment Disinfectant

By its nature, the laboratory provides an environment in which there is a heightened risk of cross contamination and spread of infection. In addition to the inherent risks presented by laboratory benchtop and biosafety cabinet use, all other surfaces and equipment in a laboratory are touched many times by multiple people during the course of a working day. It is therefore highly important that there is a defined set of protocols, using proven effective products to thoroughly clean and disinfect all laboratory surfaces and equipment.

Rely+On® Virkon® Broad Spectrum Disinfectant

The powerful composition of the Rely+On® Virkon® formulation combines a broad spectrum of activity against viral, including SARS-CoV-2 (COVID-19), bacterial, fungi and yeast disease-causing organisms.

Independently proven highly effective against:

- over 100 strains of virus in 22 viral families
- over 400 strains of bacteria
- over 60 strains of fungi and yeast

using a wide variety of contact times, temperatures, and organic challenge levels.

It has an excellent in-use operator safety profile and can be applied via a spray, cloth or mop onto hard surfaces, benchtops, equipment handles and latches (incubators, refrigerators, fume hoods and biosafety cabinets etc.), furniture, floors, lab doors, walls, equipment touchpads and controls etc.

Rely+On® Virkon® solutions can be used for immersion disinfection of discard jars, pipettes, glassware, re-usable plastic labware etc. and, for the decontamination of cell cultures, and blood contaminated mixtures (prior to disposal, and/or autoclaving).

It's concentrated powder format makes Rely+On® Virkon® ideal for direct application to body fluid spillages such as blood, urine and microbial cultures.



Applications


Disinfection	Dilution Rate	Application
Hard surfaces	1:100 (10g of Rely+On® Virkon® to 1 litre of water)	Apply disinfectant solution to the affected area using either a trigger spray bottle, a suitable knapsack type sprayer, cloth, sponge or floor mop. Allow to dry & then rinse with clean water.
Equipment*	1:100 (10 g of Rely+On® Virkon® to 1 litre of water)	Spray and wipe equipment with a cloth or sponge or submerge in disinfectant solutions. Allow to dry & then rinse with clean water.
Office and thoroughfare areas	1:100 (10g Rely+On® Virkon® to 1 litre of water) 1:500 (2g Rely+On® Virkon® to 1 litre of water)	Apply disinfectant solution to the affected area using either a trigger spray bottle, a suitable knapsack type sprayer, cloth, sponge or floor mop. Allow to dry & then rinse with clean water. For disinfection of larger area hard surfaces (e.g. floors), apply the solution at a rate of 200ml/m ² .
Body fluid, and other related spillages	Cover the spillage with Rely+On® Virkon® powder Disinfectant solution 1:100 (10g Rely+On® Virkon® to 1 litre of water)	Apply powder concentrate on spillage and leave for a minimum of 10 minutes. Scrape up residue and dispose of as special waste wiping the area clean with a 1:100 Rely+On® Virkon® disinfectant solution. Allow to dry & then rinse with clean water.
Biochemical media & discard jars	1:50 - 1:100 (20 – 10 grams of Rely+On® Virkon® to 1 litre of waste liquid)	Add disinfectant solution directly to biochemical mixtures before the process of final disposal, and/or autoclaving

* not for use with medical devices.

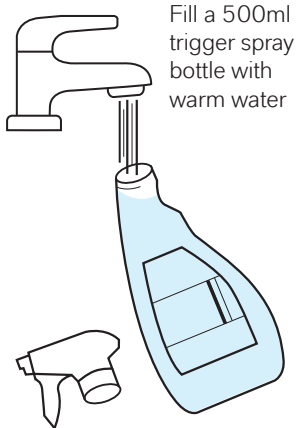
How to prepare and use a Rely+On® Virkon® disinfectant solution (surface use)

Preparing a 500ml 1:100 disinfectant solution with Rely+On® Virkon® 5g tablets

In all instances, perform a risk assessment, and then wear the appropriate level of personal protective equipment (when preparing and using disinfectant solutions)




STEP 2




Fill a 500ml trigger spray bottle with warm water

STEP 3



Add 1 x 5g Rely+On® Virkon® tablet and wait for it to dissolve completely

STEP 4



The Rely+On® Virkon® disinfectant is now ready to use

Preparing a 500ml 1:100 disinfectant solution with Rely+On® Virkon® powder concentrate

STEP 1



Fill a jug with 500ml warm water

STEP 2



Add 5g Rely+On® Virkon® powder concentrate to jug, and stir until fully dissolved

STEP 3



Pour solution into spray bottle

STEP 4



The Rely+On® Virkon® disinfectant solution is now ready to use at 1:100 (1%)

Applying Rely+On® Virkon® disinfectant solutions


STEP 1

To disinfect large areas of floor space, apply Rely+On® Virkon® solution using a mop and bucket



STEP 2

To disinfect walls, doors, and other large surfaces, use a bucket and sponge or cloth to apply Rely+On® Virkon® disinfectant solution



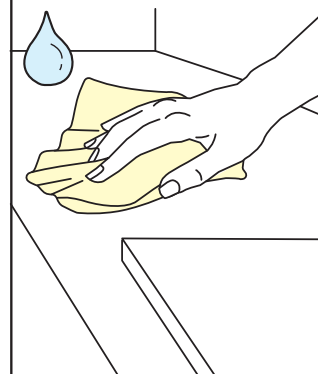
STEP 3

Rinse all surfaces with clean water when materials compatibility is of concern



STEP 4

Rinse with clean water on food handling surfaces



† 1 minute for control of SARS-COV -2 virus, at 1:100 dilution.

* Users should always check for compatibility with any sensitive materials before use. Do not use on any soft metals such as brass or copper.

Not recommended for use on soft furnishings, textiles or carpets.

Efficacy studies (reference methods)

Type	Method	Organism /strain tested
Virus, carrier	EPA compliant	SARS-Cov-2 strain isolate USA WA1 /2020
Virus, carrier	EPA compliant	Human coronavirus strain 229E
Virus, carrier	EPA compliant	Swine Influenza H1N1
Virus, carrier	EPA compliant	Influenza A virus
Virus, carrier	EPA compliant	Hepatitis A
Virus, carrier	EPA compliant	Hepatitis B (DHBV strain)
Virus, carrier	EPA compliant	Hepatitis C (BVD strain)
Virus, carrier	EPA compliant	Feline calicivirus (Norwalk surrogate strain)
Virus, carrier	EPA compliant	HIV
Virus, carrier	EPA compliant	Respiratory Syncytial Virus
Virus, suspension	EN 14476:2013 +A1:2015	Avian influenza H3N8
Virus, suspension	EN 14476:2013 +A1:2015	Adenovirus type 5 ATCCVR-5
Virus, suspension	EN 14476:2013 +A1:2015	Murine norovirus Berlin 06/06 DE Isolate S99
Virus, suspension	EN 14476:2013 +A1:2015	Poliovirus type 1
Virus, suspension	AFNOR NFT 72-180	Orthopoxvirus
Bacteria, suspension	EN 1276	<i>Acinetobacter baumannii</i> <i>Pseudomonas aeruginosa</i> <i>Staphylococcus aureus</i> <i>Enterococcus hirae</i> <i>Escherichia coli</i> <i>Salmonella typhimurium</i>
Yeast, suspension	EN 1650	<i>Candida albicans</i> <i>Candida auris</i> <i>Saccharomyces cerevisiae</i>
Bacteria, surface	EN 13697	<i>Pseudomonas aeruginosa</i> <i>Staphylococcus aureus</i> <i>Enterococcus hirae</i> <i>Escherichia coli</i>
Yeast, surface	EN 13697	<i>Candida albicans</i>
Fungi, suspension	EN 1657**	<i>Trichophyton mentagrophytes</i>

Efficacy, other methods

Type	Organism /strain tested
Bacteria	<i>Acinetobacter baumannii</i>
	(carbapenem resistant strain)
	<i>Bacillus cereus</i> (veg.)
	<i>Campylobacter jejuni</i>
	<i>Clostridium perfringens</i> (veg.)
	<i>Enterobacter cloacae</i>
	<i>Escherichia coli</i> O157
	<i>Enterococcus faecalis</i>
	<i>Enterococcus faecium</i>
	<i>Listeria monocytogenes</i>
	<i>Salmonella enteritidis</i>
	<i>Salmonella typhimurium</i>
	<i>Shigella sonnei</i>
Bacteriophage	T2 with <i>E coli</i>
	MS2 with <i>E coli</i>
	OX174 with <i>E coli</i>
	Phage 66, <i>Strep lactis</i>

** modified method



LANXESS
Energizing Chemistry

Antec International Limited
Windham Road, Chilton Industrial Estate
Sudbury, Suffolk CO10 2XD,
United Kingdom

Tel: +44(0)1787 377305
relyondisinfection@lanxess.com
www.relyondisinfection.com

This information and our technical advice – whether verbal, in writing or by way of trials – is subject to change without notice and given in good faith but without warranty or guarantee, express or implied, and this also applies where proprietary rights of third parties are involved. Our advice does not release you from the obligation to verify the information currently provided - especially that contained in our safety data and technical information sheets - and to test our products as to their suitability for the intended processes and uses. The application, use and processing of our products and the products manufactured by you on the basis of our technical advice are beyond our control and, therefore, entirely your own responsibility. Our products are sold in accordance with the current version of our General Conditions of Sale and Delivery. The specified uses and registered claims for the product may vary from country to country. Please contact LANXESS to verify country-specific approved uses.

Use biocides safely. Always read the label and product information before use.

©2022 LANXESS. Rely+On® Virkon®, LANXESS and the LANXESS Logo are trademarks of LANXESS Deutschland GmbH or its affiliates. All trademarks are registered in many countries worldwide.

Lanxess/Rely+On®Virkon®/LAB/30.05.2022/V10/G